

Thru-Paint WALL THICKNESS GAUGE

MMX Series

Measuring Ranges

Pulse-Echo Mode:

0.040" – 6.000" (1.00–152.4mm)

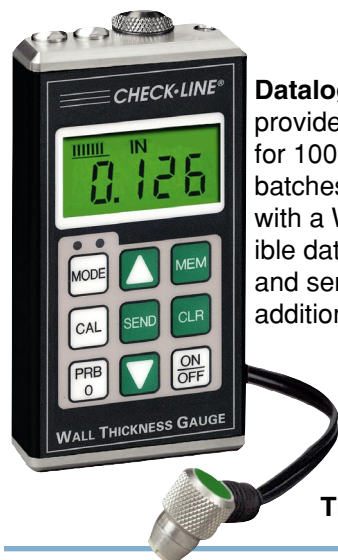
Echo-Echo Mode:

0.100" – 5.000" (2.54–127.0mm)

Using the *pulse-echo* measuring principle, Check-Line Ultrasonic Thickness Gauges accurately measure wall thickness and extent of corrosion on most metals, ceramics, glass and plastics.

The new *MMX Series* gauges offer the user a second powerful measurement mode, *echo-echo*, which automatically eliminates any paint or coating from the thickness measurement.

Switching between pulse-echo and echo-echo modes is as simple as pressing the Dual-Multi key. Additionally, all models provide Single Thickness Reading Mode and a *Scan Mode*, where the probe is dragged over a large measuring area. The minimum thickness reading recorded during the "scan" is displayed. Alarm limits with "Go" and "No-Go" visual and audible indicators are also included.



Datalogging models provide built-in memory for 1000 data values in 10 batches and are supplied with a Windows compatible data transfer program and serial cable at no additional cost.

TI-25DL-MMX

Advanced "Thru-Paint" measuring mode eliminates paint/coating thickness from the overall wall thickness measurement for added precision.



TI-25M-MMX

FEATURES

- Ability to measure through paint and eliminate coatings
- Resolution of 0.001 inch (0.01 mm)
- RS-232 output for connection to printer or PC
- Switch-selected units for inches or mm
- For underwater surveying, probe cable lengths up to 50 feet are optionally available
- The probe is waterproof and can be submerged in water.
- **Extended Range Capabilities:** Both the TI-25M-MMX and TI-25DL-MMX are available in Extended Range configurations See the Selection Guide for details.



Free NIST Calibration Certificate Included
CE Certified

Selection Guide – Pit & Flaw Detection (Pulse-Echo) Mode

Model Number	Maximum Coating	Minimum Wall	Maximum Wall	Datalogging
All Models	0.020" (1.00mm)	0.100" (2.54mm)	6.000" (152.4mm)	See below

Selection Guide – Thru-Paint (Echo-Echo) Mode

Model Number	Maximum Coating	Minimum Wall	Maximum Wall	Datalogging
TI-25M-MMX	0.040" (1.00mm)	0.100" (2.54mm)	1.000" (25.4mm)	No
TI-25M-MMX-EXT	0.080" (2.00mm)	0.200" (5.08mm)	5.000" (127.0mm)	No
TI-25DL-MMX	0.040" (1.00mm)	0.100" (2.54mm)	1.000" (25.4mm)	Yes
TI-25M-MMX-EXT	0.080" (2.00mm)	0.200" (5.08mm)	5.000" (127.0mm)	Yes

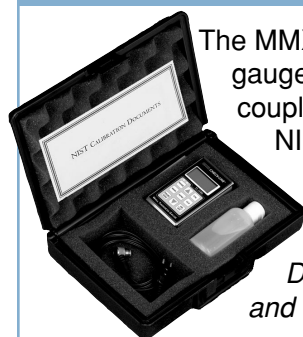
Specifications

Resolution	.001" (0.01 mm)	Memory	1000 values (DL models only)
Display	4 1/2-Digit, 0.5" Backlit LCD	Temp. Limits	<u>Ambient:</u> -20 to 120 °F (-30 to 50 °C) <u>Material:</u> 0 to 200 °F (-20 to 100 °C) Special high temperature probes are optionally available.
Velocity Range	6,500–33,000 ft/sec (1,250-10,000 m/sec.)	Battery Type	Two AA batteries
Probe		Battery Life	200 hours
<i>Standard</i>	5 MHz, 0.25" diameter (6.35mm) High Damp	Weight	7 ounces (196 g)
<i>Extended Range</i>	3.5 MHz, 0.5" diameter (12.370mm) High Damp	Size	2.5 x 4.51 x 1.25" (65 x 114. x 35 mm)
Probe Wearface	PEEK (Polyethylethylkeytone)	Warranty	<u>Gauge:</u> 5 years <u>Probe:</u> 90 days
Cable	4 ft. (1.2 m) waterproof cable with non-polarized, quick-disconnect connectors. Optional lengths up to 100 ft. (50 meters)		
Serial Output	RS-232C (8, N, 1, user-set baud rate)		

*Measuring Range indicated is for steel. Actual range for other materials will vary based upon the material's sonic velocity and attenuation.





Specifications subject to change without notice.

MMX Series Complete Kit



The MMX Series is supplied with the gauge, probe, 4 oz. bottle of coupling fluid, 2 AA batteries, NIST Calibration Certificate and Operating Instruction Manual — in a foam-filled carrying case. DL version includes software and connection cable.

Measuring Limits

Application	Limits	Dimensions
	Minimum radius for convex surfaces	0.350" (12.7mm)
	Minimum radius for concave surfaces	6" (63.5mm)†
	† Probe surface can be rounded to allow it to lie flat in small pipes to 1"	
	Minimum headroom	1" (25.0mm)
	Minimum sample diameter	0.150" (3.8mm)

CHECK·LINE® – PRECISION QUALITY CONTROL INSTRUMENTS

Electromatic Equipment Co., Inc.
600 Oakland Ave.
Cedarhurst, N Y 11516 —USA

Tel: (800) 645-4330 (USA & Canada)
Tel: (516) 295-4300
Fax: (516) 295-4399

Email: info@checkline.com
Website: www.checkline.com

FOR ADDITIONAL INFORMATION OR TO PLACE AN ORDER CALL TOLL FREE 1-800-645-4330